

Special balances for pharmacies



For pharmacies

The METTLER TOLEDO Pharmacy Line has been specifically tailored to the needs of pharmacies - to make your everyday weighing as easy as possible.




Accurate and reliable

METTLER TOLEDO is a byword for absolute accuracy for every weighing job. All our balances are robust and designed for a long service life.



Simple formulation

All the balances in the Pharmacy Line have the "Formula" function. Formulate recipes quickly and easily at the press of a button.



Automatic adjustment

With FACT fully automatic adjustment, you can be sure that your balances are always correctly adjusted - under all conditions.



Always well advised

Even good balances must be checked regularly. Take advantage of the expertise of our service engineers. A regular service will extend the service life of your balance.




www.mt.com/service

Pharmacy – The new range of balances

Multiple applications in pharmacies. Handling high-quality active ingredients, for example eye drops, requires precision work and reliable instruments. Dispensing of a wide variety of ointments, creams and medications must be simple and accurate, infusions are often mixed according to the customer's requirements. The proven quality of METTLER TOLEDO meets all the needs of your pharmacy - to your satisfaction and that of your customers.

www.mt.com/pharmacy

Technical data – Pharmacy Line

	Readability	Model	Max. load	Adjustment	Repeatability	Linearity	Balance dimensions(W/D/H)	Platform dimension mm
	0.0001g	AB104-S/PH	110 g	FACT	0.1 mg	0.2 mg	245/321/344 mm	Ø 80
		AB204-S/PH	210 g	FACT	0.1 mg	0.2 mg	245/321/344 mm	
	0.001g	PB303-S/PH	310 g	FACT	0.001 g	0.002 g	245/321/236 mm	Ø 100
		PB503-S/PH	510 g	FACT	0.001 g	0.002 g	245/321/236 mm	
		PB503-SDR/PH	100 g/510 g	FACT	0.001 g/0.01 g	0.01 g	245/321/236 mm	
		PB603-S/PH	610 g	FACT	0.001 g	0.002 g	245/321/236 mm	
	0.01g	PB3002-S/PH	3100 g	FACT	0.01 g	0.02 g	245/321/89 mm	Ø 180
		PB3002-SDR/PH	600 g/3100 g	FACT	0.01 g/0.8 g	0.01 g	245/321/89 mm	

NTEP

All B-S/PH models are also available calibrated.

A

Built-in applications:
- Formulation program
- Unit counting function (except PG-S/PH)

FACT

FACT fully automatic internal adjustment automatically adjusts the balance as soon as the temperature fluctuates.

Delta Range

Ten times greater readability across the entire taring range at the press of a button. This fine range covers 20% of the coarse range.

RS 232

RS232 interface for connection to a PC or LC-P45 printer.



Backlit or fluorescent display for easy-to-read results.

METAL

High-quality, chemical-resistant cast aluminium casing protects the balancing cell and electronics.



Protective cover. Covers the balance casing and protects against dirt and scratches.


Technical data – Special products



Model	PL1501-S	PL6001-S	BBA422-35LA	BBK422-35DLA
Readability	0.1 g	0.1 g	5 g/10 g	0.1 g/1 g
Maximum load	1510 g	6100 g	15 kg/35 kg	7 kg/35.1 kg

LabX direct balance
Order no. 11120340
Simple data input by connecting the balance to a PC.

If GMP and traceability are issues in your pharmacy, you can find more models on www.mt.com



Quality certificate ISO 9001
Environment certificate ISO 14001
Internet: <http://www.mt.com>
Global service

Subject to technical changes
© 08/2005 Mettler-Toledo GmbH
Printed in Switzerland 11795582
MCG MarCom Greifensee

More information
www.mt.com/pharmacy