

Spider weighing platforms for loads from 6 to 600 kg.

**Industrially rugged quality
with an outstanding
price/performance ratio.**

5 platform sizes, 7 weighing ranges – one philosophy. The right scale combination for every application. Rugged and dependable. An extensive range of optional equipment allows individual matching to your application demands and work environment.



METTLER TOLEDO

Ordering designations

Platform sizes	Spider weighing platform (number represents weighing capacity in kg)				Load plate		Certifiable to OIML (class III)	Length platform cable
			stainless st.	coloured				
240 x 300 mm	A6	A15	●	–	○		1.5 m	
300 x 400 mm	BB35	BB60	●	–	○		2 m	
400 x 500 mm	B60	B150	●	–	○		2.5 m	
500 x 650 mm	BC60	BC150	BC300	○	●	○	2.5 m	
600 x 800 mm	CC60	CC150	CC300	CC600	○	●	○	2.5 m

● standard ○ option

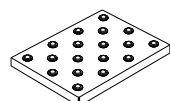
Technical data

Platform Spider	6	15	35	60	150	300	600
Weigh. range 1(kg)	0 - 3	0 - 6	0 - 15	0 - 30	0 - 60	0 - 150	0 - 300
Weigh. range 2(kg)	3 - 6	6 - 15	15 - 35	30 - 60	60 - 150	150 - 300	300 - 600
Readability 1(g)	1	2	5	10	20	50	100
Readability 2(g)	2	5	10	20	50	100	200
Measurement principle: All models with strain gauge cells (DMS), monocell platforms							
Temperature range: –10 ... +40 °C							
Degree of protection: IP65							

Connection data cells

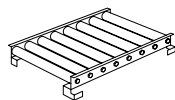
Output signal	2 mV/V ±0.2 mV/V
Input resistance	415 Ω ±15 Ω
Output resistance	350 Ω ±3 Ω
Recommended supply voltage	10 V DC/AC
Max. supply voltage	15 V DC/AC

Optional equipment for Spider platforms



Roller tops

For platforms (mm)	Order No.
300 x 400	21 254 155
400 x 500	21 254 156
500 x 650	21 254 157
600 x 800	21 254 844




Roller track

For platforms (mm)	Order No.
300 x 400	21 253 930
400 x 500	21 253 931
500 x 650	21 253 932
600 x 800	00 504 852



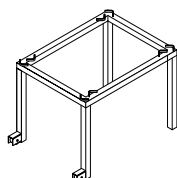
Stand

For platforms (mm)	Order No.
240 x 300	21 255 254
300 x 400	21 255 255
400 x 500	21 255 256
500 x 650	21 255 257



Pillar support

For platform (mm)	Order No.
600 x 800	00 506 720




Bench stand


For platform (mm)	Order No.
600 x 800	00 504 853

Dimension diagrams

Front view



Side view



Dimensions (mm)

Models	a	b	c	d	e	f	g	h
Spider -A6	175	240	80	62	235	300	22	55
Spider -A15	175	240	80	62	235	300	22	55
Spider -BB35	235	300	86	66	335	400	22	55
Spider -BB60	235	300	86	66	335	400	22	55
Spider -B60	335	400	86	66	435	500	22	55
Spider -BC60	435	500	100	85	587	650	22	55
Spider -CC60	503	600	115	97	724	800	21	35
Spider -B150	335	400	86	66	435	500	22	55
Spider -BC150	435	500	100	85	587	650	22	55
Spider -CC150	503	600	115	97	724	800	21	35
Spider -BC300	435	500	100	85	587	650	22	55
Spider -CC300	503	600	115	97	724	800	21	35
Spider -CC600	503	600	115	97	724	800	21	35

Sales and service: