

# InPro® 6950 / 6900 / 6800 / 6050

## The O<sub>2</sub> sensor family for dissolved oxygen measurement

### Technical Data



InPro 6950/6900/6800/6050

#### Short description

The InPro O<sub>2</sub> sensor family provides the means for reliable inline measurement of dissolved oxygen in a wide spectrum of processes that operate under sterile/hygienic conditions. To meet the range of respective requirements, METTLER TOLEDO offers a selection of advanced O<sub>2</sub> sensors and measuring systems for, in particular, the beverage industry and biotechnology.

Outstanding features of the O<sub>2</sub> sensors are:

- hygienic design, capable of withstanding CIP procedures
- stainless steel surfaces with highly polished finish
- steam sterilizable and autoclavable up to 140 °C
- low detection limit at high signal stability
- O-rings with FDA and USP Class VI approval
- minimal maintenance requirement
- ISM (Intelligent Sensor Management)

Measuring systems for non-hygienic applications, such as in wastewater/effluent treatment, are also available.



#### Contents

Typical applications	2
Specification	2
Drawings	4
Ordering information	5
Compatible transmitters and housings	6
Accessories	6
Spare parts	7

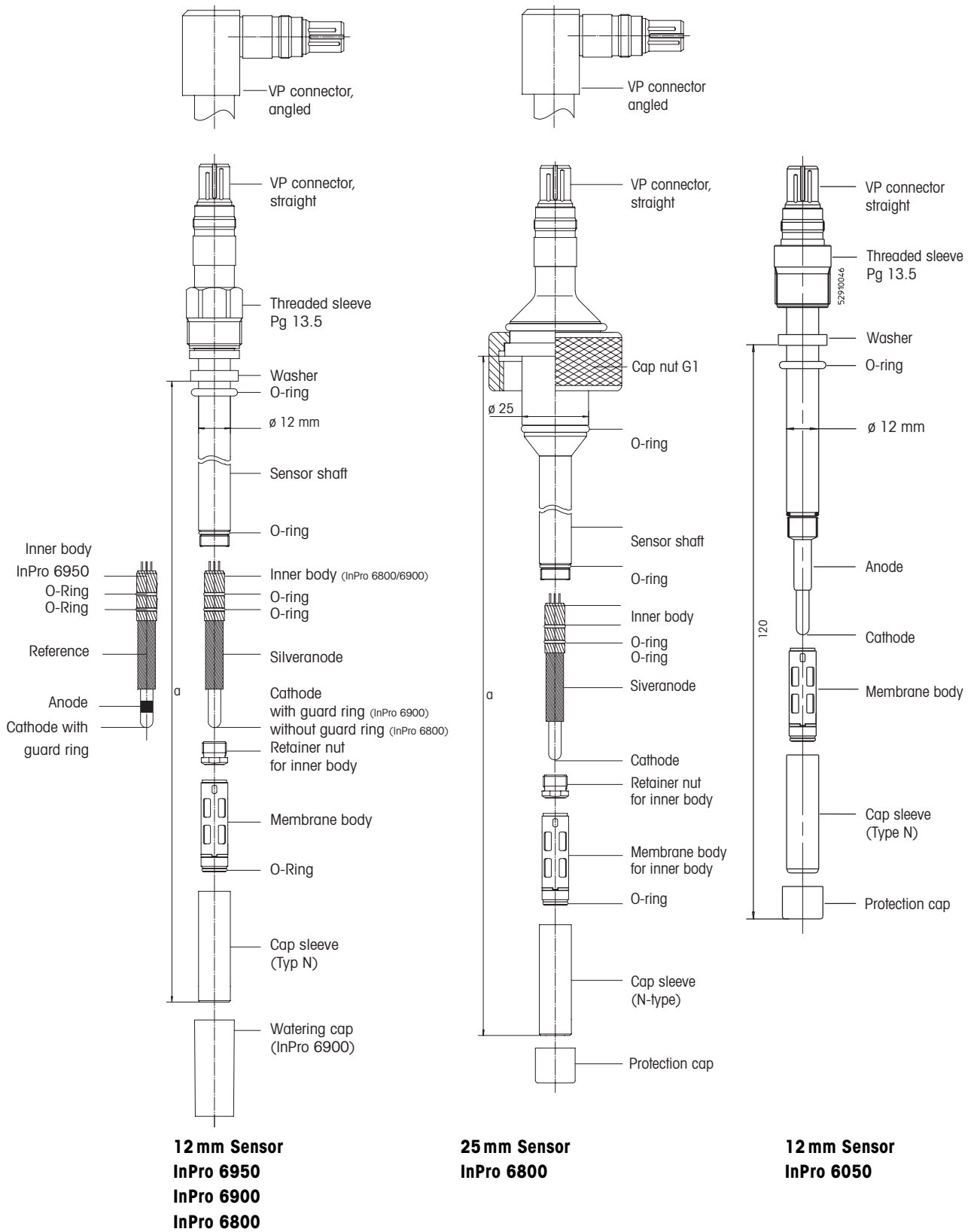
**METTLER TOLEDO**

Typical applications	InPro 6950	InPro 6900	InPro 6800	InPro 6050
<b>Biotechnology/Pharma</b>				
Fermentation	–	–	•	–
<b>Brewery</b>				
Yeast propagation	–	–	•	–
CO <sub>2</sub> recovery	• (after recovery)	–	• (before recovery)	–
CO <sub>2</sub> conditioning	•	•	–	–
Wort aeration	–	–	•	–
Filtration	•	•	–	–
Filling	•	•	–	–
<b>Mineral water and Soft drinks</b>				
Spring water conditioning	–	–	•	–
Filling	•	•	–	–
<b>Fruit juices and concentrates</b>				
Processing	–	–	•	–
Storage	–	–	•	–
<b>Environmental processes</b>				
Wastewater treatment	–	–	–	•
<b>Fish farming</b>				
	–	–	–	•

Specifications	InPro 6950	InPro 6900	InPro 6800	InPro 6050
<b>Measurement principle</b>	Amperometric/polarographic (in accordance with the requirements of ISO 5814 and EN 25814)			
<b>Working conditions</b>				
Permissible pressure range during measuring (absolute)	0.2 ... 9 bar (2.9 ... 130 psi)	0.2 ... 6 bar (2.9 ... 87 psi) using standard membrane	0.2 ... 6 bar (2.9 ... 87 psi)	0.5 ... 2 bar (7.2 ... 29 psi)
	–	0.2 ... 9 bar (2.9 ... 130 psi) using reinforced membrane	–	–
Mech. pressure resistance (absolute)	max. 12 bar (max. 174 psi)	max. 12 bar (max. 174 psi)	max. 12 bar (max. 174 psi)	max. 2 bar (max. 29 psi)
Permissible temperature range during measuring	0 ... 80 °C (32 ... 176 °F)	0 ... 80 °C (32 ... 176 °F)	0 ... 80 °C (32 ... 176 °F)	0 ... 60 °C (32 ... 140 °F)
Mechanical	–5 ... 121 °C (23 ... 250 °F)	–5 ... 121 °C (23 ... 250 °F)	–5 ... 140 °C (23 ... 284 °F)	0 ... 60 °C (32 ... 140 °F)
Temperature resistance	(steam-sterilizable)	(steam-sterilizable)	(steam-sterilizable/ autoclavable)	–
<b>Sensor performance</b>				
Detection limit				
– in aqueous media	0.1 µg/l [0.1 ppb]	1 µg/l [1 ppb]	6 µg/l [6 ppb]	30 µg/l [30 ppb]
– in liquids containing CO <sub>2</sub>	0.25 µg/l [0.25 ppb]	3 µg/l [3 ppb]	–	–

Specifications	InPro 6950	InPro 6900	InPro 6800	InPro 6050
Accuracy				
– in aqueous media	≤±[0.1 % + 1 ppb]	≤±[1 % + 1 ppb]	≤±[1 % + 6 ppb]	≤±[1%+30 ppb]
– in liquids containing CO <sub>2</sub>	≤±[1 % + 0.25 ppb]	≤±[1 % + 3 ppb]	–	–
Response time at 25 °C (77 °F) (air N <sub>2</sub> )	t <sub>98%</sub> < 90 s	t <sub>98%</sub> < 90 s	t <sub>98%</sub> < 90 s	t <sub>98%</sub> < 90 s
Sensor signal in ambient air at 25 °C (77 °F)	2500 ... 5000 nA	250 ... 500 nA	50 ... 110 nA	40 ... 110 nA
Residual signal in N <sub>2</sub> at 25 °C (77 °F)				
% of signal in in ambient air	≤±0.025 %	0.03 %	0.1 %	0.3 %
<b>Design features</b>				
Temperature compensation	automatic with built-in RTD			
Cable connection	VarioPin (IP 68)	VarioPin or T-82	VarioPin (IP 68)	VarioPin (IP 68)
Wetted O-rings	Silicone FDA & USP Class VI approved (other materials on request)	Silicone FDA & USP Class VI approved (other materials on request)	Silicone FDA & USP Class VI approved (other materials on request)	Silicone & Viton
O <sub>2</sub> selective membrane mat.	PTFE/Silicone (reinforced with steel mesh)			
Wetted sensor parts	S/steel 1.4404, [AISI 316L] with material certificate 3.1 (other materials on request)	S/steel 1.4404, [AISI 316L] with material certificate 3.1 (other materials on request)	S/steel 1.4404, [AISI 316L] with material certificate 3.1 (other materials on request)	Polyphenylene Sulfide (PPS)
Surface roughness of wetted s/steel parts (EN 1320: 1996)	Ra < 0.4 μm [16 μin]	Ra < 0.4 μm [16 μin]	Ra < 0.4 μm [16 μin]	–
Inner body	trace w. guard & ref. (exchangeable)	low ppb with guard (exchangeable)	standard (exchangeable)	value line (integral)
Cathode	platinum	platinum	platinum	platinum
Anode	Platinum	Ag/AgCl	Ag/AgCl	Ag/AgCl
Reference	Ag/AgCl	–	–	–
ATEX compatibility	⊕ Ex ia IIC T6/T5/ T4/T3 Ga/Gb ⊕ Ex ia IIIC T69°C/ T81°C/T109°C/ T161°C Da/Db	⊕ Ex ia IIC T6/T5/ T4/T3 Ga/Gb ⊕ Ex ia IIIC T69°C/ T81°C/T109°C/ T161°C Da/Db	⊕ Ex ia IICT6/T5/ T4/T3 Ga/Gb ⊕ Ex ia IIIC 69°C/ T81°C/T109°C/ T161°C Da/Db	
FM compatibility	IS CL I, II, III, Div 1/ABCDEFGF/T6	IS CL I, II, III, Div 1/ABCDEFGF/T6	IS CL I, II, III, Div 1/ABCDEFGF/T6	–
<b>Certificates (MaxCert™)</b>				
Quality (Final inspection Cert.)	•	•	•	•
EHEDG	• (pending)	•	•	–
FDA/USP Class VI	•	•	•	–
Material certificate 3.1	•	•	•	–
Surface finish certificate 2.1	•	•	•	–
ATEX/FM	•	•	•	–

Drawings



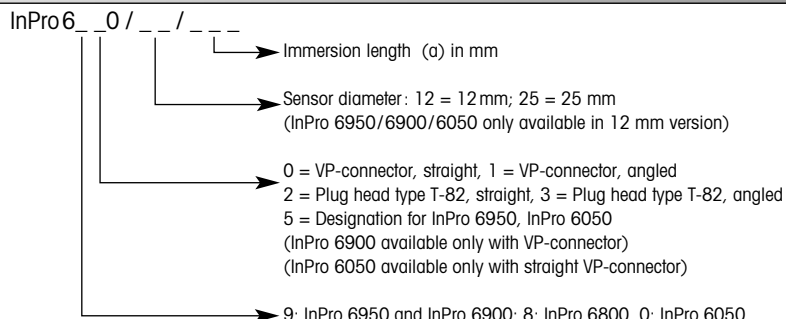
**12 mm Sensor**  
**InPro 6950**  
**InPro 6900**  
**InPro 6800**

**25 mm Sensor**  
**InPro 6800**

**12 mm Sensor**  
**InPro 6050**

Ordering information

Product description



InPro 6950, 12 mm Ø	Order no. straight	Order no. angled
Immersion length (a)		
70 mm (2.8")	52 206 097	52 206 101
120 mm (4.7")	52 206 098	52 206 102
220 mm (8.7")	52 206 099	52 206 103
Version with flange		
InPro 6950/12/060 V80	52 206 110	

InPro 6900, 12 mm Ø	Order no. straight	Order no. angled
Immersion length (a)		
70 mm (2.8")	52 200 944	52 200 947
120 mm (4.7")	52 200 945	52 200 948
220 mm (8.7")	52 200 946	52 200 949
Version with flange		
InPro 6900/12/060 V80	52 200 951	

InPro 6800, 12 mm Ø	VP connector		T-82 connector	
	Order no. straight	Order no. angled	Order no. straight	Order no. angled
Immersion length (a)				
70 mm (2.8")	52 200 964	52 200 969	–	–
80 mm (3.2")	–	–	–	52 201 020
120 mm (4.7")	52 200 965	52 200 970	52 201 012	52 201 016
220 mm (8.7")	52 200 966	52 200 971	52 201 013	52 201 017
320 mm (12.6")	52 200 967	52 200 972	52 201 014	52 201 018
420 mm (16.5")	52 200 968	52 200 973	52 201 015	52 201 019

InPro 6800, 25 mm Ø	VP connector		T-82 connector	
	Order no. straight	Order no. angled	Order no. straight	Order no. angled
Immersion length (a)				
80 mm (3.2")	52 200 974	52 200 978	52 201 023	–
160 mm (6.3")	52 200 975	52 200 979	52 201 021	52 201 024
260 mm (10.2")	52 200 976	52 200 980	52 201 022	52 201 025
360 mm (14.2")	52 200 977	52 200 981	–	–

InPro 6050	
InPro 6050/12/120	52 200 851

**Compatibility with METTLER TOLEDO transmitters**

Please ask your local METTLER TOLEDO representative.

	InPro 6950	InPro 6900	InPro 6800	InPro 6050
M 700	• (traces module)	• (ppb module)	•	–
4100/2H(X)	–	•	•	•
4100 PA, FF	–	• (limited functions)	•	–
4100 ppb	–	•	•	–
4100 e	–	–	•	•
4050 e	–	–	–	•

**Compatibility with METTLER TOLEDO housings**

Please ask your local METTLER TOLEDO representative.

Static housings	12 mm Ø	25 mm Ø
INGOLD "safety weld-in socket"	–	•
InFit 761 CIP	•	–
<b>Retractable housing</b>		
InTrac 777 e	•	–
InTrac 797 e	•	–
<b>Immersion housing</b>		
InDip 550	•	–

**Accessories**



**O<sub>2</sub> Sensor Master InPro 6950/6900/6800/6050**

The sensor master serves to polarize the connected sensor in air as well as to check functioning of the sensor. Perfect operation of the sensor master can also be verified through a self-check procedure.

**O<sub>2</sub> Sensor Simulator**

The sensor simulator is used to perform a function check of transmitter and cable. It simulates the behavior of the sensor in air and in an oxygen-free medium. This device can be used to simulate all O<sub>2</sub> Sensors.

Sensor	Order. no
O <sub>2</sub> sensor master InPro 6950	52 206 113
O <sub>2</sub> sensor master InPro 6900	52 200 893
O <sub>2</sub> sensor master InPro 6800/6050	52 200 892
O <sub>2</sub> sensor simulator	52 200 891
Zeroing gel for zero-point control	34 100 1032
Adapter T-82 bushing – VP connector	52 200 939
Adapter VP bushing – T-82 connector	52 200 940

VP cable	Order. no	Order. no	
Temp. range –30 ... 80 °C (–22 ... 176 °F)		Temp. range –30 ... 130 °C (–22 ... 266 °F)	
VP6-ST/1 m	52 300 107	VP6-HT/1 m	52 300 111
VP6-ST/3m	52 300 108	VP6-HT/3m	52 300 112
VP6-ST/5m	52 300 109	VP6-HT/5m	52 300 113
VP6-ST/10m	52 300 110	VP6-HT/10m	52 300 114
VP6-ST/15m	52 300 144	VP6-HT/15m	52 300 237
VP6-ST/35m	52 300 184		

## Spare parts

InPro 6950	Order. no
Membrane body InPro 6950 (singly)	52 206 105
Membrane kit InPro 6950 (4 membrane bodies, 1 O-ring set, 2 × 5 ml electrolyte)	52 206 106
Electrolyte InPro 6950 (5 ml)	52 206 111
Inner body InPro 6950 (exchangeable)	52 206 112
InPro 6900	
Membrane body T-6900 (singly)	52 201 049
Membrane kit T-6900 (4 membrane bodies, 1 O-ring set, 2 × 5 ml electrolyte)	52 201 003
Membrane body T-6900 (16 pcs)	52 202 116
Reinforced membrane body T-6900 R (singly)	52 201 108
Membran-kit T-6900 R (4 reinforced membrane bodies, 1 O-ring set, 2 × 5 ml electrolyte)	52 201 109
Electrolyte InPro 6900 (5 ml)	52 201 005
Inner body InPro 6900 (exchangeable)	52 200 943
Conversion kit InPro 6800 to InPro 6900 (Inner body, membrane body, instruction manual)	52 201 004
InPro 6950/6900/6800	
Cap sleeve N, s/steel 1.4404 (AISI 316L)	52 200 037
Cap sleeve N, s/steel 1.4435 (AISI 316L)	52 201 153
Cap sleeve P, s/steel 1.4404 (AISI 316L)	52 200 038
Cap sleeve P, s/steel 1.4435 (AISI 316L)	52 201 154
InPro 6800/6050	
Membrane body T-96 (singly)	52 200 071
Membran-kit T-96 (4 membrane bodies, 1 O-ring set, 25 ml electrolyte)	52 200 024
Membrane body S-96 (singly)	52 200 072
Membran-kit S-96 (4 membrane bodies, 1 O-ring set, 25 ml electrolyte)	52 200 025
Membrane body T-96 (16 pcs)	52 206 114
Membrane body S-96 (16 pcs)	52 206 115
Elektrolyte 25 ml	34 100 2016
Inner body InPro 6800 (exchangeable)	52 200 899



InPro 6950    InPro 6800

**Inner body**


The inner body is the virtual heart of an oxygen sensor. Over and above that of the standard InPro 6800 version, the inner body of the InPro 6900 sensor is equipped with an ancillary annular protective cathode to provide increased signal stability. This makes it possible to achieve detection limits of 1 ppb. Occurrence of the "Stop-of-Flow Effect" often experienced during the bottling of beverages is thereby drastically reduced.



T-6900 R    T-96

**Membrane body**

The annular, stainless steel reinforcement of the membrane body T-6900 R enables operation at pressures of up to 9 bar. Both the T-96 and T-6900 membrane bodies are PTFE-coated, and therefore optimally protected against the aggressive influences of CIP and SIP cleaning cycles. On the other hand, the membrane bodies S-96 are coated with a layer of silicone, which is thinner than a PTFE layer. This reduces the response time  $t_{98\%}$  from 90 sec. to 60 sec. All membrane bodies are supplied complete with material certificate.



Typ P    Typ N

**Cap sleeve**

In contrast to the cap sleeve Type N, the P version is equipped additionally with a protective cage and 3 stand-offs to provide increased protection for the sensitive measuring tip of the O<sub>2</sub> sensor. Cap sleeves are supplied complete with material certificate.

## Sales and Service:

### Australia

Mettler-Toledo Ltd.  
220 Turner Street  
Port Melbourne  
AUS-3207 Melbourne/VIC  
Phone +61 1300 659 761  
Fax +61 3 9645 3935  
e-mail info.mtaus@mt.com

### Austria

Mettler-Toledo Ges.m.b.H.  
Südrandstraße 17  
A-1230 Wien  
Phone +43 1 604 19 80  
Fax +43 1 604 28 80  
e-mail infoprocess.mtat@mt.com

### Brazil

Mettler-Toledo Ind. e Com. Ltda.  
Avenida Tamboré, 418  
Tamboré  
BR-06460-000 Barueri/SP  
Tel. +55 11 4166 7400  
Fax +55 11 4166 7401  
e-mail mettler@mettler.com.br  
service@mettler.com.br

### China

Mettler-Toledo Instruments  
(Shanghai) Co. Ltd.  
589 Gui Ping Road  
Cao He Jing  
CN-200233 Shanghai  
Phone +86 21 64 85 04 35  
Fax +86 21 64 85 33 51  
e-mail mtcs@public.sta.net.cn

### Croatia

Mettler-Toledo d.o.o.  
Mandlova 3  
HR-10000 Zagreb  
Phone +385 1 292 06 33  
Fax +385 1 295 81 40  
e-mail mt.zagreb@mt.com

### Czech Republic

Mettler-Toledo s.r.o.  
Trebohosticka 2283/2  
CZ-100 00 Praha 10  
Phone +420 2 72 123 150  
Fax +420 2 72 123 170  
e-mail sales.mtcz@mt.com

### Denmark

Mettler-Toledo A/S  
Naverland 8  
DK-2600 Glostrup  
Phone +45 43 27 08 00  
Fax +45 43 27 08 28  
e-mail info.mtdk@mt.com

### France

Mettler-Toledo  
Analyse Industrielle S.A.S.  
30, Boulevard de Douaumont  
F-75017 Paris  
Phone +33 1 47 37 06 00  
Fax +33 1 47 37 46 26  
e-mail mtpro-f@mt.com

### Germany

Mettler-Toledo GmbH  
Prozeßanalytik  
Ockerweg 3  
D-35396 Gießen  
Phone +49 641 507 444  
Fax +49 641 507 397  
e-mail prozess@mt.com

### Great Britain

Mettler-Toledo LTD  
64 Boston Road, Beaumont Leys  
GB-Leicester LE4 1AW  
Phone +44 116 235 7070  
Fax +44 116 236 5500  
e-mail enquire.mtuk@mt.com

### Hungary

Mettler-Toledo Kereskedelmi KFT  
Teve u. 41  
HU-1139 Budapest  
Phone +36 1 288 40 40  
Fax +36 1 288 40 50  
e-mail mthu@axelero.hu

### India

Mettler-Toledo India Private Limited  
Amar Hill, Saki Vihar Road  
Powai  
IN-400 072 Mumbai  
Phone +91 22 2857 0808  
Fax +91 22 2857 5071  
e-mail sales.mtin@mt.com

### Italy

Mettler-Toledo S.p.A.  
Via Vialba 42  
I-20026 Novate Milanese  
Phone +39 02 333 321  
Fax +39 02 356 2973  
e-mail customercare.italia@mt.com

### Japan

Mettler-Toledo K.K.  
Process Division  
6F Ikenohata Nisshoku Bldg.  
2-9-7, Ikenohata  
Taito-ku  
JP-110-0008 Tokyo  
Phone +81 3 5815 5606  
Fax +81 3 5815 5626  
e-mail helpdesk.ing.jp@mt.com

### Malaysia

Mettler-Toledo (M) Sdn Bhd  
Bangunan Electroscan Holding, U 1-01  
Lot 8 Jalan Astaka U8/84  
Seksyen U8, Bukit Jelutong  
MY-40150 Shah Alam Selangor  
Phone +60 3 78 44 58 88  
Fax +60 3 78 45 87 73  
e-mail  
MT-MY.CustomerSupport@mt.com

### Mexico

Mettler-Toledo S.A. de C.V.  
Ejercito Nacional #340  
Col. Chapultepec Morales  
Del. Miguel Hidalgo  
MX-11570 México D.F.  
Phone +52 55 1946 0900  
e-mail ventas.lab@mt.com

### Poland

Mettler-Toledo (Poland) Sp.z.o.o.  
ul. Poleczki 21  
PL-02-822 Warszawa  
Phone +48 22 545 06 80  
Fax +48 22 545 06 88  
e-mail polska@mt.com

### Russia

Mettler-Toledo Vostok ZAO  
Sretenskij Bulvar 6/1  
Office 6  
RU-101000 Moscow  
Phone +7 495 621 56 66  
Fax +7 495 621 63 53  
e-mail inforus@mt.com

### Singapore

Mettler-Toledo (S) Pte. Ltd.  
Block 28  
Ayer Rajah Crescent #05-01  
SG-139959 Singapore  
Phone +65 6890 00 11  
Fax +65 6890 00 12  
+65 6890 00 13  
e-mail precision@mt.com

### Slovakia

Mettler-Toledo s.r.o.  
Hattalova 12/A  
SK-831 03 Bratislava  
Phone +421 2 4444 12 20-2  
Fax +421 2 4444 12 23  
e-mail predaj@mt.com

### Slovenia

Mettler-Toledo d.o.o.  
Pot heroja Trtnika 26  
SI-1261 Ljubljana-Dobrunje  
Phone +386 1 530 80 50  
Fax +386 1 562 17 89  
e-mail keifh.racman@mt.com

### South Korea

Mettler-Toledo (Korea) Ltd.  
Yeil Building 1 & 2 F  
124-5, YangJe-Dong  
SeCho-Ku  
KR-137-130 Seoul  
Phone +82 2 3498 3500  
Fax +82 2 3498 3555  
e-mail Sales\_MTKR@mt.com

### Spain

Mettler-Toledo S.A.E.  
C/Miguel Hernández, 69-71  
ES-08908 L'Hospitalet de Llobregat  
(Barcelona)  
Phone +34 902 32 00 23  
Fax +34 902 32 00 24  
e-mail mtemkt@mt.com

### Sweden

Mettler-Toledo AB  
Virkesvägen 10  
Box 92161  
SE-12008 Stockholm  
Phone +46 8 702 50 00  
Fax +46 8 642 45 62  
e-mail sales.mts@mt.com

### Switzerland

Mettler-Toledo (Schweiz) GmbH  
Im Langacher  
Postfach  
CH-8606 Greifensee  
Phone +41 44 944 45 45  
Fax +41 44 944 45 10  
e-mail salesola.ch@mt.com

### Thailand

Mettler-Toledo (Thailand) Ltd.  
272 Soi Soonvijai 4  
Rama 9 Rd., Bangkok  
Huay Kwang  
TH-10320 Bangkok  
Phone +66 2 723 03 00  
Fax +66 2 719 64 79  
e-mail  
MT-TH.CustomerSupport@mt.com

### USA/Canada

METTLER TOLEDO  
Process Analytics  
900 Middlesex Turnpike, Bld. 8  
Billerica, MA 01821, USA  
Phone +1 781 301 8800  
Freephone +1 800 352 8763  
Fax +1 781 271 0681  
e-mail mtprous@mt.com



Management System  
certified according to  
ISO 9001 / ISO 14001

Subject to technical changes.  
© Mettler-Toledo AG, Process Analytics  
05/15 Printed in Switzerland. 52 200 954

Mettler-Toledo AG, Process Analytics  
Im Hackacker 15, CH-8902 Urdorf  
Phone +41 44 729 62 11, Fax +41 44 729 66 36

[www.mt.com/pro](http://www.mt.com/pro)