

English

## Installation instructions

Grey drip tray for XP/XS/XA – Analytical balance

Deutsch

## Montageanleitung

Graue Auffangschale für XP/XS/XA – Analysenwaagen

Français

## Notice de montage

Plateau collecteur gris pour XP/XS/XA – Balances d'analyse


- 1** Equipment  
Lieferumfang  
Equipement




- 2** Important: Switch balance off (1)!  
Wichtig: Waage ausschalten (1)!  
Important: Eteindre la balance (1)!



- 3** Remove draft shield doors (1, 2, 3)  
Windschutztüren entfernen (1, 2, 3)  
Enlever les portes du pare-brise (1, 2, 3)




- 4** Remove grid weighing pan (1) and drip tray (2)  
Gitterwaagschale (1) und Auffangschale (2) entfernen  
Enlever le plateau à grille (1) et le plateau collecteur (2)




METTLER TOLEDO

- 5** Install grey drip tray  
Graue Auffangschale montieren  
Installer le plateau collecteur gris



- 6** Install draft shield doors  
Windschutztüren montieren  
Remettre les portes du pare-brise



[www.mt.com/excellence](http://www.mt.com/excellence)

For more information

**Mettler-Toledo AG Laboratory & Weighing Technologies**

CH-8606 Greifensee, Switzerland

Tel. +41 (0)44 944 22 11

Fax +41 (0)44 944 30 60

Internet: [www.mt.com](http://www.mt.com)

Subject to technical changes  
© Mettler-Toledo AG 03/2012  
30040012 en, de, fr

