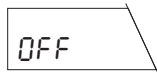


## Kurzbedienungsanleitung PG-S Waagen (1mg, 10 mg) Detaillierte Infos siehe Bedienungsanleitung

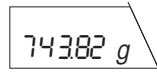
### Einschalten




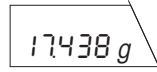
### Ausschalten



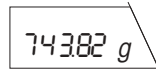
### Wägebereich umschalten



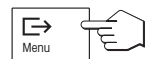
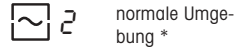
### Wägeeinheit umschalten <sup>1)</sup>




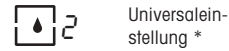
### Adapter einstellen <sup>2)</sup>



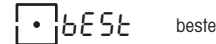
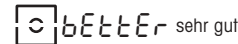
### Vibrationsadapter <sup>3)</sup>



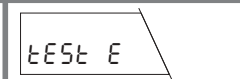
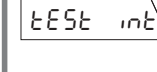
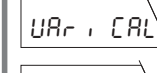

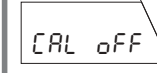
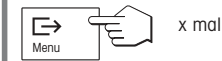
### Wägeprozessadapter <sup>3)</sup>



### Wiederholbarkeit <sup>3)</sup>



### Justierauswahl <sup>3)</sup>



### Hinweise

\* Werkseinstellung

- 1) Je nach Waagenmodell verschieden. Detaillierte Hinweise finden Sie in Kapitel 3.7 der Bedienungsanleitung.
- 2) Detaillierte Hinweise zum Vibrations- und Wägeprozessadapter und zur Wiederholbarkeit finden Sie in Kapitel 4 der Bedienungsanleitung.
- 3) Passende Einstellung wählen mit:



Technische Änderungen vorbehalten.

© Mettler-Toledo GmbH 2001 11780168 0101/7.11