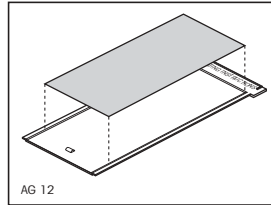
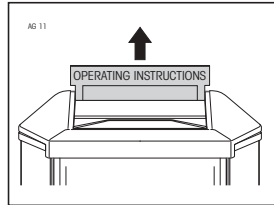


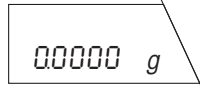

Mise en place du mode d'emploi succinct



Voir mode d'emploi
page 14, chapitre 2.5

Informations détaillées, voir mode d'emploi

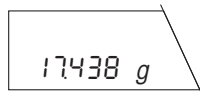
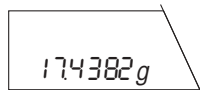
Allumer



Eteindre



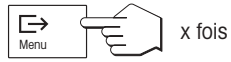
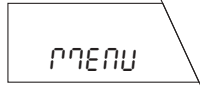
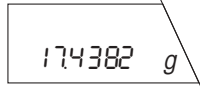
Changer de plage ¹⁾



Changer d'unité

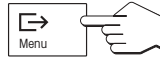


Régler l'adaptateur ²⁾



Adaptateur de vibrations ³⁾

- 2 Environnement normal *
- 3 Environnement instable
- 1 Environnement très stable



Adaptateur de processus de pesage ³⁾

- 2 Réglage universel *
- 3 Pesée absolue
- OFF Applications spéciales
- 1 Dosage fin

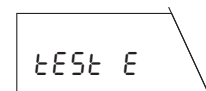
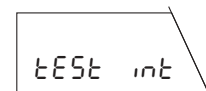
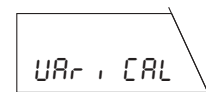
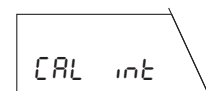
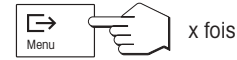


Répétabilité ³⁾

- Good Bonne*
- bEttEr Excellente
- bEst La meilleure
- Std normal



Adjustment options ³⁾



Remarques

* Réglage d'usine

- 1) Activation de la plage fine sur la balance AG135, AG285
- 2) Pour de plus amples renseignements concernant l'adaptateur de vibrations, l'adaptateur du processus de pesage, et la répétabilité, se référer au chapitre 4 du mode d'emploi
- 3) Sélectionnez le réglage correspondant à l'aide de la touche:



Sous réserve de modifications techniques.

© Mettler-Toledo GmbH 2001 11780189A Printed in Switzerland 0102/7.13

Mettler-Toledo GmbH, Laboratory & Weighing Technologies, CH-8606 Greifensee, Switzerland, Phone +41-1-944 22 11, Fax +41-1-944 30 60, Internet: <http://www.mt.com>