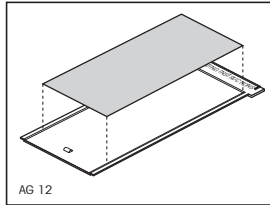
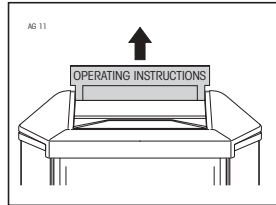


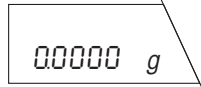

# Affixing short-form operating instructions



see operating instruction page 14, section 2.5

## For detailed information see operating instructions

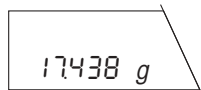
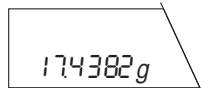
### Switching on



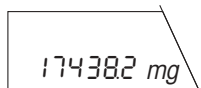
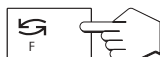

### Switching off



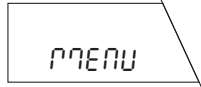
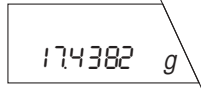
### Switching weighing range 1)



### Switching weighing unit

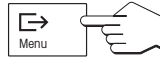


### Setting adapter 2)



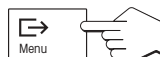
### Vibration adapter 3)

- 2 normal surroundings\*
- 3 unstable surroundings
- 1 very stable surroundings



### Weighing process adapter 3)

- 2 universal setting \*
- 3 absolute weighing
- OFF special applications
- 1 fine dispensing

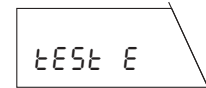
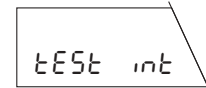
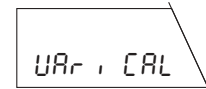

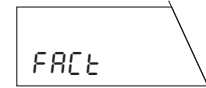


### Repeatability 3)

- Good good\*
- bEttEr very good
- bEST best
- Std normal



### Adjustment options 3)



### Notes

\* Factory setting

- 1) Switching in of the fine range in the AG135, AG285 case.
- 2) You will find detailed information on the vibration and weighing process adapters and the repeatability in section 4 of the operating instructions.
- 3) Select appropriate setting with:



© Mettler-Toledo GmbH 2001 11780188A Printed in Switzerland 0102/7.12

Mettler-Toledo GmbH, Laboratory & Weighing Technologies, CH-8606 Greifensee, Switzerland, Phone +41-1-944 22 11, Fax +41-1-944 30 60, Internet: <http://www.mt.com>

Subject to technical changes.